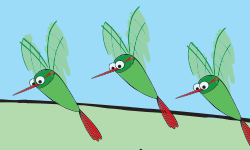










Explore SOUND



WEEK 1: Listening to Sounds

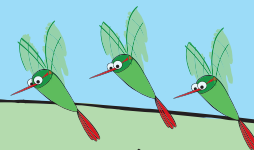
Children listen, notice, and identify sounds they hear around them every day.

	Day 1	Day 2	Day 3	Day 4	Day 5
 Morning Circle 25-35 MINUTES	Introduce Sound (15–20 min.) Sit quietly for one minute—what do you hear? Explore and Play: Online Game, Where's Quack? (10–15 min.) Can you find Quack just by listening to his voice?	Read and Discuss: The Listening Walk (15–20 min.) A father and child go for a walk and listen to sounds. Explore and Play: Mini Walk (10–15 min.) Take a short walk inside and have each child report one sound they heard.	Watch and Discuss: The Sounds of Silence, Pt. I (15–20 min.) Peep and Chirp listen for different sounds. Explore and Play: No Talking! (10–15 min.) What can you communicate without talking?	Read and Discuss: Max Found Two Sticks (15–20 min.) Max drums on anything he finds and imitates the sounds around him. Explore and Play: We Found Two Sticks (10–15 min.) What kinds of sounds can YOU make with two sticks?	Watch and Discuss: Give Me a Call (15–20 min.) Quack tries to track down a mysterious noise. Explore and Play: Mystery Alarm (10–15 min.) Can you guess where that loud noise is coming from?
 Learning Centers 15-30 MINUTES	Technology Center Sound Detectives Library Center Tap and Scrape <div style="text-align: center;">  </div>				
 Guided Activity 20-30 MINUTES	Sound Detectives Try to guess common objects just by their sounds.	Listening Walk Take a listening walk outside and record some of the sounds you hear.	Quiet Time Listen to sounds that are very, very quiet.	Making Outdoor Sounds What sounds can you make with a stick outside?	Exploring Drums and Scrapers Make sounds by tapping and scraping.
 Closing Circle 10-15 MINUTES	Share the Day's Discoveries	Share the Day's Discoveries	Share the Day's Discoveries	Share the Day's Discoveries	Share the Week's Discoveries










Explore SOUND




WEEK 2: Comparing Sounds

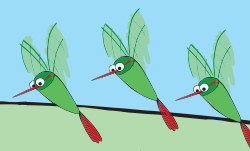
Children investigate how sounds can change by volume (loud/soft) and pitch (high/low).

	Day 1	Day 2	Day 3	Day 4	Day 5
 Morning Circle 25-35 MINUTES	Read and Discuss: <i>Oscar and the Bat: A Book About Sound</i> (15–20 min.) Oscar is a curious kitten, full of questions about sound. Explore and Play: Sing loud, soft, high, and low (10–15 min.) Sing, changing volume and pitch.	Watch and Discuss: <i>Chirp, Chirp, Tweet, Tweet, Chirp</i> (15–20 min.) Chirp is good at recognizing other birds' songs, but what about her own? Explore and Play: <i>Chirp, Chirp, Tweet, Tweet, QUACK!</i> (10–15 min.) Repeat bird sounds in a pattern.	Watch and Discuss: <i>Sounds Like ...</i> (15–20 min.) Peep and Chirp get lost, but use sounds to find their way home. Explore and Play: Opposites (10–15 min.) You say <i>high</i> , I say <i>low</i> ; you say <i>loud</i> , I say <i>soft</i> .	Read and Discuss: <i>City Lullaby</i> (15–20 min.) Listen to the sounds of the city, from the jing-a-ling of the ice cream truck to the howling police car siren. Explore and Play: Wheels on the Bus (10–15 min.) Sing the song using city sounds.	Read and Discuss: <i>Night in the Country</i> (15–20 min.) Explore the sights and sounds of night in the country. Explore and Play: Shh! Whisper! (10–15 min.) How many ways can you whisper?
 Learning Centers 15-30 MINUTES	Shake and Slide Technology Center Library Center Tap and Scrape 				
 Guided Activity 20-30 MINUTES	Different Voices Explore different sounds you can make with your voice.	Listening Through Tubes Listen to sounds through tubes and hoses.	Talking Through Tubes Explore changes in sound you can make by talking through tubes.	Shake and Listen Compare sounds made by different objects inside containers.	String Earphones Listen to sounds through string earphones.
 Closing Circle 10-15 MINUTES	Share the Day's Discoveries	Share the Day's Discoveries	Share the Day's Discoveries	Share the Day's Discoveries	Share the Week's Discoveries










Explore SOUND



WEEK 3: Sound and Music

Children explore sound through music and instruments.

	Day 1	Day 2	Day 3	Day 4	Day 5
 Morning Circle 25-35 MINUTES	Read and Discuss: <i>Violet's Music</i> (15–20 min.) Since she was a baby, Violet has always made music. Explore and Play: Rhythm Time (10–15 min.) Make the same rhythms you hear in <i>Violet's Music</i> .	Read and Discuss: <i>Squeak, Rumble, Whomp! Whomp! Whomp!</i> (15–20 min.) Take a rollicking tour of a neighborhood and its sounds. Explore and Play: Online Game, Sounds Like Fun (10–15 min.) Make beautiful music together with the animals from the Big Wide World.	Read and Discuss: <i>Kitchen Dance</i> (15–20 min.) A family has fun singing and dancing together. Explore and Play: Freeze Dance (10–15 min.) Dance to different kinds of music ... until the music stops!	Watch and Discuss: <i>Hear Here</i> (15–20 min.) Quack decides to give a concert but has trouble finding the right place for it. Explore and Play: DJ (10–15 min.) What kinds of music do you like?	Read and Discuss: <i>My Family Plays Music</i> (15–20 min.) Everyone in this family loves different kinds of music, from rock 'n' roll to polkas. Explore and Play: Musical Glasses (10–15 min.) Explore sounds you can make with glasses and water.
 Learning Centers 15-30 MINUTES	Instruments Pluck! Technology Center Library Center <div style="text-align: center;">  </div>				
 Guided Activity 20-30 MINUTES	Rubber Band Music Play high notes and low notes on a rubber band guitar.	Make a Kazoo Sing or hum into a kazoo—what does it sound like?	Make Maracas Make and shake two kinds of maracas, each with a different sound.	Responding to Music Listen to the music and draw the feelings it makes you feel.	Orchestra Create an orchestra with homemade instruments. Then take turns being the conductor.
 Closing Circle 10-15 MINUTES	Share the Day's Discoveries	Share the Day's Discoveries	Share the Day's Discoveries	Share the Day's Discoveries	Share the Discoveries from Explore Sound



© 2014 WGBH Educational Foundation. All rights reserved. Peep and the Big Wide World and the Peep characters and related indicia are trademarks of WGBH Educational Foundation. All third party trademarks are the property of their respective owners. Used with permission. "Peep," "Quack," "Chirp," "Tom" and "Nellie" were originally created by Kai Pindal for the National Film Board of Canada productions *The Peep Show*, © National Film Board of Canada, 1962, and *Peep and the Big Wide World*, © National Film Board of Canada, 1988. *Peep and the Big Wide World*® is produced by WGBH and 9 Story Entertainment in association with TVOntario. Major funding for *Peep and the Big Wide World* is provided by the National Science Foundation. This material is based upon work supported by the National Science Foundation under Grant No. 1222607. Any opinions, findings, and conclusions or recommendations expressed in this material are those of the author(s) and do not necessarily reflect the views of the National Science Foundation.

