










Explore RAMPS




WEEK 1: Roll or Slide?


Discover how different objects move on ramps.

	Day 1	Day 2	Day 3	Day 4	Day 5
 <p>Morning Circle 25-35 MINUTES</p>	<p>Introduce Ramps (15–20 min.) Start exploring ramps and what they can do.</p> <p>Explore and Play: Ramps Around Us (10–15 min.) Discover ramps around the room.</p>	<p>Watch and Discuss: The Whatchamacallit (15–20 min.) Peep, Chirp, and Quack discover how fun it is to slide.</p> <p>Explore and Play: Sliding Peep (10–15 min.) Make a slide for Peep.</p>	<p>Read and Discuss: Roll, Slope, and Slide (15–20 min.) Discover different ramps in our world.</p> <p>Explore and Play: Up or Down? (10–15 min.) What's easier: up or down a ramp?</p>	<p>Watch and Discuss: Snow Daze (15–20 min.) Peep and friends discover the fun of sliding down a snowy hill.</p> <p>Explore and Play: Toy Sleds (10–15 min.) Make a toy sled and slide it down a hill.</p>	<p>Read and Discuss: Ten on a Sled (15–20 min.) Ten adventurous animals speed down a slope.</p> <p>Explore and Play: Snowy Hills (10–15 min.) Make two hills: one steep, one gentle.</p>
 <p>Learning Centers 15-30 MINUTES</p>	<p>Library Center Technology Center Outdoor Ramps Indoor Ramps Art Center</p> <p style="text-align: center;">All Week </p>				
 <p>Guided Activity 20-30 MINUTES</p>	<p>Down the Slide Explore how different things go down a playground slide.</p>	<p>Ramps All Around Notice ramps and slanted surfaces in the neighborhood.</p>	<p>Roll or Slide? (Outdoors) Discover whether an object rolls, slides, or stays put on a slide.</p>	<p>Roll or Slide? (Indoors) Discover more about what rolls, slides, or stays put on a ramp.</p>	<p>Steep and Steeper Increase the steepness of a ramp—what happens?</p>
 <p>Closing Circle 10-15 MINUTES</p>	<p>Share the Day's Discoveries</p>	<p>Share the Day's Discoveries</p>	<p>Share the Day's Discoveries</p>	<p>Share the Day's Discoveries</p>	<p>Share the Week's Discoveries</p>











Explore RAMPS



WEEK 2: Building More Ramps


Create ramps that are smooth, rough, steep, and fast.

	Day 1	Day 2	Day 3	Day 4	Day 5
 <p>Morning Circle 25-35 MINUTES</p>	<p>Watch and Discuss: <i>Down They Go</i> (15–20 min.) Children roll things down a hill and discover different surfaces for rolling.</p> <p>Explore and Play: Rough and Smooth Ramps (10–15 min.) Try ramps with different textures.</p>	<p>Watch and Discuss: <i>Homemade Hill</i> (15–20 min.) Children create a homemade hill and see what slides down it.</p> <p>Explore and Play: Introduce Tube Ramps (10–15 min.) What kind of ramps can you build with tubes?</p>	<p>Read and Discuss: <i>Samantha on a Roll</i> (15–20 min.) Samantha goes down a steep hill on roller skates.</p> <p>Explore and Play: Ramps for Samantha (10–15 min.) Can you make a steep ramp for Samantha and one that's almost flat?</p>	<p>Read and Discuss: <i>Mama Zooms</i> (15–20 min.) Mama's wheelchair zooms everywhere.</p> <p>Explore and Play: Wheels and Ramps (10–15 min.) Roll different kinds of wheels down ramps.</p>	<p>Watch and Discuss: <i>Ramp Rolling</i> (15–20 min.) Children build ramps and invent a bowling game.</p> <p>Explore and Play: Tracks and Tunnels (10–15 min.) Can your ball travel through a tunnel?</p>
 <p>Learning Centers 15-30 MINUTES</p>	<p>Library Center Technology Center Outdoor Ramps Tubes and Ramps Art Center</p> <p style="text-align: center;">All Week </p>				
 <p>Guided Activity 20-30 MINUTES</p>	<p>Ramps with Different Surfaces Compare how an object moves on different ramps.</p>	<p>Rolling on Different Surfaces Explore how different floor surfaces change how far a ball travels.</p>	<p>Build Trackways Send balls down long tracks of tubes and ramps.</p>	<p>Obstacle Course I Explore what happens when a ball hits an obstacle.</p>	<p>Obstacle Course II Try different experiments with obstacles.</p>
 <p>Closing Circle 10-15 MINUTES</p>	<p>Share the Day's Discoveries</p>	<p>Share the Day's Discoveries</p>	<p>Share the Day's Discoveries</p>	<p>Share the Day's Discoveries</p>	<p>Share the Week's Discoveries</p>










Explore RAMPS



WEEK 3: Ramps, Rides, and Roller Coasters

Invent games and rides that jump, swerve, and zigzag.

	Day 1	Day 2	Day 3	Day 4	Day 5
 <p>Morning Circle 25-35 MINUTES</p>	<p>Read and Discuss: <i>The Runaway Pumpkin</i> (15–20 min.) A giant pumpkin hurtles down the hill!</p> <p>Explore and Play: Introduce Flexible Ramps (10–15 min.) What can you do with flexible tube ramps?</p>	<p>Read and Discuss: <i>Roller Coaster</i> (15–20 min.) Come along on a thrilling roller coaster ride!</p> <p>Explore and Play: <i>Quack's Apples</i> (10–15 min.) Play an online game with inclined planes.</p>	<p>Watch and Discuss: <i>Building Ramps</i> (15–20 min.) Children play with cardboard ramps and foam tubes.</p> <p>Explore and Play: Switch Directions (10–15 min.) Send a ball down a ramp, hit an obstacle, and make it change direction.</p>	<p>Watch and Discuss: <i>Marble Mover</i> (15–20 min.) Peep discovers it's hard to move a marble up a hill.</p> <p>Explore and Play: Up and Down Game (10–15 min.) Make an up-and-down game with a ramp.</p>	<p>Read and Discuss: <i>Zoom!</i> (15–20 min.) Roller coaster rides are both fun and scary!</p> <p>Explore and Play: Design an Amusement Park (10–15 min.) Plan rides and games for an amusement park you'll build this afternoon.</p>
 <p>Learning Centers 15-30 MINUTES</p>	<p>Library Center Technology Center Outdoor Ramps More Tubes and Ramps Art Center</p> <p style="text-align: center;">All Week </p>				
 <p>Guided Activity 20-30 MINUTES</p>	<p>Roller Coaster Make a roller coaster and give a marble a thrill ride!</p>	<p>Super Coaster! Make your coaster even more thrilling!</p>	<p>Zigzag Can you make a ball zigzag back and forth?</p>	<p>Airborne! Build a ramp and shoot a ball into the air!</p>	<p>Amusement Park Everyone builds a different ride or game; then try them all out!</p>
 <p>Closing Circle 10-15 MINUTES</p>	<p>Share the Day's Discoveries</p>	<p>Share the Day's Discoveries</p>	<p>Share the Day's Discoveries</p>	<p>Share the Day's Discoveries</p>	<p>Share the Discoveries from Explore Ramps</p>

