

PEEP and the Big Wide World™

Explore Water with Your Child

Painting with Water

On a warm day, **pour water on different outdoor surfaces**, like dirt, sand, grass, and concrete. What happens to the water? Does it form droplets, puddles, or streams? Does it soak in?

Make water pictures by dribbling water on sand or dirt. Use a paintbrush and water or an ice cube to paint a water picture on concrete.

Notice how the water pictures change as time passes. Ask your child, *What's happening? Why do you think that's happening?*


Making Bathtub Boats

Collect everyday items like plastic containers, sponges, pieces of wood, metal spoons, rocks, and Styrofoam packing materials.

Invite your child to try **floating these objects** in the bathtub. Which ones float? How can your child make these “boats” sink?



Flowing with the Current


Turn on a garden hose and let water flow slowly over a hard surface. Have your child gently **place small floating objects**, like twigs and leaves, into the water. Notice what happens. Which way do the objects go?



Watch Peep and the Big Wide World on public television stations around the country and on our Web site, peepandthebigwideworld.org, where you'll also find online games, family science activities, and much more.

Peep and the Big Wide World—hatching new scientists every day!





Learn More about Water

Read and Find Out!

Visit your library and look for these books. Ask your librarian for additional recommendations.


Dot & Jabber and the Mystery of the Missing Stream by Ellen Stoll Walsh Harcourt, 2002

The morning after a storm, two mouse detectives look for the water that has disappeared from their stream.



Let's Try It Out in the Water by Seymour Simon and Nicole Fauteux Perfection Learning, 2003

An excellent hands-on science book to share with your child. Learn about water as you do simple, fun activities in your sink, the bathtub, or a wading pool.



Click and Explore!

Water Play: An online game pbskids.org/rogers

Click on **Games**. Then choose **Water Play**.

Watch a video, listen to a song, and then click on the faucet to fill the sink with water.

Click on items to put them in the sink to see if they sink or float.

Kids Explore Water: Online videos

pbskids.org/curiousgeorge

Click on **Video Clips**. Scroll to find the titles below.

Watch videos of kids exploring and making discoveries about water. Then, go outside and try some of the activities yourselves.

Sinking Stuff **Building a Dam** **Build a Current**



TVOntario



NORTHROP GRUMMAN
Foundation

Peep and the Big Wide World is produced by WGBH and 9 Story Entertainment in association with TVOntario. Major funding for Peep and the Big Wide World is provided by the National Science Foundation. Additional funding is provided by Northrop Grumman. This Peep and the Big Wide World material is based upon work supported by the National Science Foundation under Grant No. 0741644. Any opinions, findings, and conclusions or recommendations expressed in this material are those of the author(s) and do not necessarily reflect the views of the National Science Foundation.

© 2007, 2010 WGBH Educational Foundation. All rights reserved. Peep and the Big Wide World and the Peep characters and related indicia are trademarks of WGBH Educational Foundation. All third party trademarks are the property of their respective owners. Used with permission. "Peep," "Quack," "Chirp," "Tom" and "Nellie" were originally created by Kai Pindal for the National Film Board of Canada productions The Peep Show, © National Film Board of Canada, 1962, and Peep and the Big Wide World, © National Film Board of Canada, 1988.