

PEEP and the Big Wide World™

Explore Sound with Your Child

What's That Sound?

Listen! What sounds do you hear around you? The refrigerator running? A clock ticking? As you follow the sound, ask your child: *What happens to the sound as we get closer? Does it get louder? Softer?* Then ask: *What happens to the sound when you cover and uncover your ears? Why do you think that happens?*

Take a Listening Walk. Go outside and tune into the sounds of nature, and people, and traffic. Play a “What’s that sound?” game. Have fun tracking down the sounds!

Night sounds. At bedtime, lie down together and listen for noises inside and outside. Try to guess what makes each sound. Whisper your guesses to each other. (This activity has the added bonus of taking some of the mystery out of scary nighttime sounds.)


Join the Band


Kitchen concert. Beat on pots and pails with your hands or a wooden spoon. Scrape your nails across the ridges on the edge of an aluminum pie plate or plastic container. Put a bottle cap—or several bottle caps—in a container with a lid and shake it. Play loudly. Play softly. What sorts of different sounds can you and your child make?

Musical glasses. Fill some drinking glasses with different amounts of water. Invite your child to tap the glasses gently with a spoon. Talk about what you hear: *What sound is this glass making? What sound is that one making? How are they different? What do you think we could do to get a different sound from this glass?*

Watch *Peep and the Big Wide World* on public television stations around the country and on our Web site, peepandthebigwideworld.org, where you'll also find online games, family science activities, and much more.

Peep and the Big Wide World—hatching new scientists every day!





Learn More about Sound

Read and Find Out!

Visit your library and look for these books. Ask your librarian for additional recommendations.


The Listening Walk by Paul Showers Harper Collins, 1993

A father and child go for a walk and listen to the sounds they hear along the way.




Too Loud Lily by Sofie Laguna Scholastic, 2002

Everyone tells Lily Hippo that she is too loud. But sometimes, it's good to be loud—like when you're in a play.



Jazz Baby by Lisa Wheeler Harcourt, 2007

Move to the beat of the words as you read about a snazzy-jazzy baby and his family. *Grandpa TOOT-TOOTS, / Granny sings scat. / Bitty boppin' Baby goes / RAT-TAT-TAT!*



Click and Explore!


Sounds Like Fun! An online game peepandthebigwideworld.org

Click on **Games**, then choose the picture of the beaver on the top row. Click on each animal to turn its sound on or off. Mix sounds and rhythms together.

Beautiful Music pbs.org/parents/creativity

Click **Ideas & Exploration**, then choose **Pentatonic Scales**.

Play music on a keyboard. Push **RECORD** and then **PLAY** to listen to your tune.



TVOntario



NORTHROP GRUMMAN
Foundation

Peep and the Big Wide World is produced by WGBH and 9 Story Entertainment in association with TVOntario. Major funding for *Peep and the Big Wide World* is provided by the National Science Foundation. Additional funding is provided by Northrop Grumman. This *Peep and the Big Wide World* material is based upon work supported by the National Science Foundation under Grant No. 0741644. Any opinions, findings, and conclusions or recommendations expressed in this material are those of the author(s) and do not necessarily reflect the views of the National Science Foundation.

© 2007, 2010 WGBH Educational Foundation. All rights reserved. *Peep and the Big Wide World* and the *Peep* characters and related indicia are trademarks of WGBH Educational Foundation. All third party trademarks are the property of their respective owners. Used with permission. "Peep," "Quack," "Chirp," "Tom" and "Nellie" were originally created by Kai Pindal for the National Film Board of Canada productions *The Peep Show*, © National Film Board of Canada, 1962, and *Peep and the Big Wide World*, © National Film Board of Canada, 1988.